



Publications approval reference: PRN02434

COVID-19 vaccine (5 years and over) Vaccine Group Direction (VGD)

This VGD is for the administration of COVID-19 vaccine to eligible individuals from the age of 5 years, in accordance with the national COVID-19 vaccination programme.

This VGD is for use by registered healthcare practitioners identified in [section 3](#), subject to any limitations to authorisation detailed in [section 2](#).

Reference no: COVID-19 vaccine (5 years and over) VGD

Version no: v1.0

Valid from: 13 April 2026

Expiry date: 30 June 2026

The UK Health Security Agency (UKHSA) has developed this VGD for authorisation by NHS England to facilitate the delivery of the national COVID-19 vaccination programme in England.

NHS England and those providing services in accordance with this VGD must not alter, amend or add to the clinical content of this document (sections 4, 5 and 6); such action will invalidate the clinical sign-off with which it is provided. Section 2 may be amended only by the person(s) authorising the VGD, in accordance with HMR2012 regulation 235A, on behalf of NHS England. In addition, authorising organisations must not alter section 3 (Characteristics of staff). **Section 7 can be edited within the designated editable fields provided, but only for the purposes for which these sections are provided, namely the responsibilities and governance arrangements of the NHS commissioned organisation using the VGD. The fields in section 7 cannot be used to alter, amend or add to the clinical content. Such action will invalidate the UKHSA clinical content authorisation which is provided in accordance with the regulations. The legal validity of this VGD is contingent on those authorising section 7 complying with the above.**

Operation of this VGD is the responsibility of NHS England and service providers. The final authorised copy of this VGD should be kept by NHS England for 25 years after the VGD expires. This VGD should also be kept by the provider organisation for 8 years after the VGD expires if the VGD relates to adults only and for 25 years after the VGD expires if the VGD relates to children only, or adults and children.

Individual practitioners must be authorised by name, to work according to the current version of this VGD by signing section 7. A manager with the relevant level of authority should also provide a countersignature unless by exception there are arrangements for self-declaration. Providers are also reminded to ensure vaccination is in line with the contractual arrangements and limitations of service provision agreed with the service commissioner as well as the criteria for inclusion.

Practitioners and organisations should be aware that nursing associates and operating department practitioners are not enabled to work under step 1 of a VGD. However, these staff groups may work under steps 2 through 4 of this VGD, provided they are supervised by a registered healthcare professional who has already consented the individual to be vaccinated (see [section 3](#) – characteristics of staff).

COVID-19 Spring 2026 Vaccine Group Direction (VGD)

Practitioners and organisations must check that they are using the current version of the VGD. Amendments may become necessary prior to the published expiry date. Current versions of UKHSA developed COVID-19 vaccine templates can be found via: [COVID-19 vaccination programme](#)

Any concerns regarding the content of this VGD should be addressed to:
immunisation@ukhsa.gov.uk

COVID-19 Spring 2026 Vaccine Group Direction (VGD)




Change history

Version number	Change details	Date
v1.0	New UKHSA COVID-19 vaccine Vaccine Group Direction.	26 March 2026

COVID-19 Spring 2026 Vaccine Group Direction (VGD)

1. VGD development

This VGD has been developed by the following health professionals on behalf of UKHSA:

Developed by:	Name	Signature	Date
Pharmacist (Lead Author)	Christina Wilson Lead Pharmacist – Immunisation Programmes Division, UKHSA		26 March 2026
Doctor	Dr Alex Allen Consultant Epidemiologist – Immunisation and Vaccine Preventable Diseases Division, UKHSA		26 March 2026
Registered Nurse (Chair of Expert Panel)	David Green Nurse Consultant for Immunisation Programmes, Immunisation Programmes Division, UKHSA		26 March 2026

This VGD has been peer reviewed by the UKHSA Immunisations VGD Expert Panel in accordance with the principles of the UKHSA PGD and Protocol Policy. It has been ratified by the UKHSA Medicines Governance Committee.

Expert Panel

Name	Designation
Dr Nicholas Aigbogun	Consultant in Communicable Disease Control, Yorkshire and Humber Health Protection Team, UKHSA
Jess Baldasera	Health Protection Practitioner, North East Health Protection Team, Regions Directorate, UKHSA
Helen Beynon	Clinical Advisor, Immunisation Clinical Advice Response Service (CARS), NHSE London
Alison Campbell	Screening and Immunisation Coordinator, Clinical, NHSE Midlands
Jane Freeguard	Deputy Director of Vaccination – Medicines and Pharmacy, NHS England (National)
Rosie Furner	Advanced Specialist Pharmacist, Medicines Governance (Patient Group Directions and Medicines Mechanisms), NHS Specialist Pharmacy Service
Ed Gardner	Advanced Paramedic Practitioner/ Emergency Care Practitioner, Primary Care Based, Southbourne Surgery
Shilan Ghafoor	Medicines Governance Pharmacist, Medicines Governance, UKHSA
Michelle Jones	Principal Medicines Optimisation Pharmacist, NHS Bristol North Somerset and South Gloucestershire Integrated Care Board
Elizabeth Lockett	Senior Screening and Immunisation Manager, Screening and Immunisation Team – Kent and Medway, NHSE South East
Dr Vanessa MacGregor	Consultant in Communicable Disease Control, East Midlands Health Protection Team, UKHSA
Lesley McFarlane	Lead Immunisation Nurse Specialist, Immunisation Programmes – design, implementation and clinical guidance, UKHSA
Briony Mason	Vaccination Manager, NHSE West Midlands


COVID-19 Spring 2026 Vaccine Group Direction (VGD)

2. Organisational authorisation

This VGD is not legally valid until it has had the relevant organisational authorisation from NHS England, completed below.

NHS England accepts responsibility for governance of this VGD. Any provider delivering the national COVID-19 vaccination programme under VGD must work strictly within the terms of this VGD and contractual arrangements with the Commissioner for the delivery of the national COVID-19 vaccination programme.

NHS England authorises this VGD for use by their commissioned providers delivering the national COVID-19 vaccination programme.

Organisational approval (legal requirement)			
Role	Name	Signed	Date
Director of Vaccination, NHS England	Caroline Temmink		26 March 2026

[Section 7](#) provides a practitioner authorisation sheet. Individual practitioners must be authorised by name to work to this VGD. Alternative practitioner authorisation sheets may be used where appropriate in accordance with local policy, but this should be an individual agreement or a multiple practitioner authorisation sheet as included at the end of this VGD.

COVID-19 Spring 2026 Vaccine Group Direction (VGD)

3. Characteristics of staff

The staff qualifications and experience required to operate this VGD are dependent upon the tasks the staff member will carry out. The process of vaccination may be broken down into four steps.

	Tasks to be undertaken	Delegation (and limitations to delegation if applicable)	Who can carry out this step?
Step 1	<ul style="list-style-type: none"> • clinical assessment, including that the individual meets the inclusion criteria of this VGD • provide information and obtain informed consent • provide advice to the individual, parent or carer • clinical supervision of steps 2, 3 and 4, where any one or all of these steps are completed by another practitioner • on-site supervision is mandatory during all vaccination sessions. 		<p>Can only be carried out by practitioners named in HMR2012 (Schedule 16, Part 4) as being able to operate under a Patient Group Direction</p> <p style="text-align: center;">and</p> <p>who are named under qualifications and professional registration</p> <p>Note: Nursing associates and operating department practitioners (ODPs) are not eligible to work under this step of the VGD.</p>
Step 2	Vaccine preparation	<p style="text-align: center;">Permitted</p> <p style="text-align: center;">Delegation of this step must be to the same practitioner as step 3*</p>	<p>Those able to carry out step one, or other suitably trained and competent practitioners.</p> <p>If this step is delegated to another practitioner, this individual still requires supervision by the practitioner completing step 1, even if this practitioner is able to independently work under a PGD.</p>
Step 3	Vaccine administration	<p style="text-align: center;">Permitted</p> <p style="text-align: center;">Delegation of this step must be to the same practitioner as step 2*</p>	<p>Those able to carry out step one, or other suitably trained and competent practitioners</p> <p>If this step is delegated to another practitioner, this individual still requires supervision by the practitioner completing step 1, even if this practitioner is able to independently work under a PGD.</p>
Step 4	Record keeping	<p style="text-align: center;">Permitted</p>	<p>Those able to carry out step one, or other suitably trained and competent practitioners.</p> <p>If this step is delegated to another practitioner, this individual still requires supervision by the practitioner completing step 1, even if this practitioner is able to independently work under a PGD.</p>

*From 1 April 2026, [only the person administering a vaccine may carry out reconstitution or dilution](#). Therefore, vaccine preparation and administration must be completed by the same practitioner, where these steps have been delegated by the practitioner working under step 1.

COVID-19 Spring 2026 Vaccine Group Direction (VGD)

<p>Qualifications and professional registration</p>	<p>All practitioners should only administer vaccinations where it is within their clinical scope of practice to do so. Practitioners must also fulfil the additional requirements and continued training requirements to ensure their competency is up to date, as outlined in the sections below.</p> <p>Practitioners undertaking step 1 of this VGD must also be one of the following registered professionals who can legally supply and administer under a PGD:</p> <ul style="list-style-type: none"> • nurses and midwives currently registered with the Nursing and Midwifery Council (NMC) • pharmacists and pharmacy technicians currently registered with the General Pharmaceutical Council (GPhC) (Note: This VGD is not relevant to privately provided community pharmacy services) • dietitians, occupational therapists, paramedics, physiotherapists, and podiatrists currently registered with the Health and Care Professions Council (HCPC) <p>Please note: the following registered healthcare professionals are not permitted to conduct step one of this VGD as they are not included under Part 4 of Schedule 16</p> <ul style="list-style-type: none"> • nursing associates • operating department practitioners
<p>Additional requirements</p> <p>(continued over page)</p>	<p>All practitioners (irrespective of which steps are being completed)</p> <ul style="list-style-type: none"> • must be authorised by name as an approved practitioner under the current version of this VGD before working to it • should fulfil any additional requirements defined by local policy • should have access to this VGD and any associated online resources • must understand the importance of ensuring vaccine information is recorded into the relevant data system, as outlined in the Records section <p>Clinical assessment, consent and provision of advice (Step 1)</p> <ul style="list-style-type: none"> • must be familiar with the vaccine product and alert to changes in the Summary of Product Characteristics (SPC), Immunisation Against Infectious Disease (the Green Book), and national recommendations and commissioning arrangements for the immunisation programme • must be competent to assess individuals for suitability of vaccination, identify any contraindications or precautions, discuss issues related to vaccination and obtain informed consent¹ • must have undertaken training appropriate to this VGD as required by local policy and in line with the National Minimum Standards and Core Curriculum for Immunisation Training • must be competent to undertake immunisation and to discuss issues related to immunisation • if relevant, must have undertaken training to meet the minimum standards in relation to vaccinating those under 18 years • must be competent in the recognition and management of anaphylaxis, have completed basic life support training and able to respond appropriately to immediate adverse reactions • where any one of Steps 2, 3 or 4 are undertaken by another practitioner, the practitioner carrying out step 1 must be competent

¹ For those lacking mental capacity, a decision may be made in the individual's best interests in accordance with the [Mental Capacity Act 2005](#) (for further information on consent, see [Chapter 2](#) of the Green Book).

COVID-19 Spring 2026 Vaccine Group Direction (VGD)

<p>Additional requirements (continued)</p>	<p>and willing to act as a clinical supervisor as outlined in the national minimum standards and core curriculum for vaccination training to support the supervised individual.</p> <ul style="list-style-type: none"> • all other competencies as listed above a • • nd below <p>Vaccine preparation and administration (Steps 2 and 3)</p> <ul style="list-style-type: none"> • must be competent in the appropriate administration method for the vaccine(s) listed in this VGD • if relevant, must have undertaken training to meet the minimum standards in relation to vaccinating those under 18 years • must be competent in the recognition and management of anaphylaxis • must be competent in the handling and storage of vaccines, and management of the cold chain • must be familiar with handling the vaccine and in drawing up of the correct dose • must have undertaken training appropriate to this VGD as required by local policy and in line with the National Minimum Standards and Core Curriculum for Immunisation Training. Where applicable to role, refer to CPPE e-learning: vaccination – delivering a high quality service (2026) • must either have been signed off as competent, using the vaccinator competency assessment tool if new to or returning to immunisation after a prolonged period (more than 12 months) or have used the tool for self-assessment if an experienced vaccinator (vaccinated within the last 12 months). Refer to CPPE e-learning: vaccination – delivering a high quality service (2026), as applicable to role • must have completed the national COVID-19 vaccination e-learning programme, including the relevant vaccine specific session and/or locally-provided COVID-19 vaccine training • must be familiar with the vaccine product and alert to changes in the Summary of Product Characteristics (SPC), Immunisation Against Infectious Disease (the Green Book), national recommendations and commissioning arrangements for the immunisation programme • all other competencies as outlined above (All practitioners) <p>Record keeping (Step 4)</p> <ul style="list-style-type: none"> • must meet the core knowledge standard 11:documentation, record keeping and reporting (national minimum standards and core curriculum for vaccination training) • all other competencies as outlined above (All practitioners)
<p>Continued training requirements</p>	<p>Practitioners must ensure they are up to date with relevant issues and clinical skills relating to immunisation and management of anaphylaxis, with evidence of appropriate Continued Professional Development (CPD).</p> <p>Practitioners should be constantly alert to any subsequent recommendations from UKHSA, NHS England and other sources of medicines information.</p> <p>Note: The most current national recommendations should be followed but a PSD may be required to administer the vaccine in line with updated recommendations that are outside the criteria specified in this VGD.</p>

COVID-19 Spring 2026 Vaccine Group Direction (VGD)

4. Clinical condition or situation to which this VGD applies (for practitioners conducting Step 1)

<p>Clinical condition or situation to which this VGD applies (Step 1)</p>	<p>COVID-19 vaccination is indicated for the active immunisation of eligible individuals from the age of 5 years for the prevention of coronavirus disease (COVID-19) caused by the SARS-CoV-2 virus. Immunisation is indicated in accordance with the national COVID-19 vaccination programme (see COVID-19 vaccination programme page), recommendations given in the COVID-19 chapter of the Green Book, JCVI and subsequent correspondence and publications from the UKHSA and NHS England.</p>
<p>Criteria for inclusion (Step 1)</p>	<p>Individuals who have not already received a dose during the current seasonal programme who are:</p> <ul style="list-style-type: none"> (i) aged 5 years to 74 years who are immunosuppressed, as defined in the immunosuppression section of either table 3 or 4 of the COVID-19 chapter of the Green Book (ii) residents in a care home for older adults (iii) aged 75 years and over, including those due to turn 75 of years of age on or before 30 June 2026
<p>Criteria for exclusion² (Step 1)</p>	<p>Individuals for whom no valid consent has been received (or for whom a best-interests decision in accordance with the Mental Capacity Act 2005, has not been obtained). For further information on consent, see Chapter 2 of the Green Book). Several resources are available to inform consent (see written information to be given to individual or carer section).</p> <p>Individuals who:</p> <ul style="list-style-type: none"> • are aged under 5 years • do not meet any of the criteria for inclusion, irrespective of prior vaccination status or previous vaccine eligibility • have already received a dose of COVID-19 vaccine in the last 3 months • have had a previous systemic allergic reaction (including immediate-onset anaphylaxis) to a previous dose of a COVID-19 vaccine or to any component or residue from the manufacturing process³ in the COVID-19 vaccines • have experienced myocarditis or pericarditis determined as likely to be related to previous COVID-19 vaccination • are suffering from acute severe illness (the presence of a minor infection is not a contraindication for vaccination)
<p>Cautions, including any relevant action to be taken (Step 1)</p> <p>(continued over page)</p>	<p>Facilities for management of anaphylaxis should be available at all vaccination premises (see Chapter 8 of the Green Book and advice issued by the Resuscitation Council UK).</p> <p>The 15 minute observation period following vaccination with the COVID-19 vaccines has been suspended for individuals who have no history of allergy (see off-label use section below and the COVID-19 chapter of the Green Book).</p>

² Exclusion under this VGD does not necessarily mean the medication is contraindicated, but it would be outside its remit and another form of authorisation will be required

³ Comirnaty® and Spikevax® vaccines contain polyethylene glycol (PEG); refer to the respective [SPC](#) for a full list of excipients.

COVID-19 Spring 2026 Vaccine Group Direction (VGD)

<p>Cautions, including any relevant action to be taken</p> <p>(Step 1)</p> <p>(continued)</p>	<p>assessed by a haematologist and the risk benefit of further vaccination and with which COVID-19 vaccine should be considered on an individual basis.</p> <p>Past history of COVID-19 infection</p> <p>There are no safety concerns from vaccinating individuals with a past history of COVID-19 infection, or with detectable COVID-19 antibody. Vaccination of individuals who may be infected, asymptomatic or incubating COVID-19 infection is unlikely to have a detrimental effect on the illness, though those with suspected COVID-19 infection should not attend vaccination sessions to avoid infecting others. There is no need to defer immunisation in individuals after recovery from a recent episode of compatible symptoms, whether or not they are tested for COVID-19.</p> <p>Having prolonged COVID-19 symptoms is not a contraindication to receiving COVID-19 vaccine but if the individual is seriously debilitated, still under active investigation, or has evidence of recent deterioration, deferral of vaccination may be considered to avoid incorrect attribution of any change in the person's underlying condition to the vaccine.</p>
<p>Action to be taken if the individual is excluded</p> <p>(Step 1)</p> <p>(continued over page)</p>	<p>The risk to the individual of not being immunised must be considered. The indications for risk groups are not exhaustive and the healthcare practitioner should consider the risk of COVID-19 exacerbating any underlying disease an individual may have, as well as the risk of serious illness from COVID-19 itself. Where appropriate, such individuals should be referred for assessment of clinical risk. Where risk is identified as equivalent to those currently eligible for immunisation, vaccination may be provided by an appropriate prescriber or on a patient-specific basis, under a PSD.</p> <p>Minor illnesses without fever or systemic upset are not valid reasons to postpone vaccination. If an individual is acutely unwell, vaccination should be postponed until they have fully recovered. This is to avoid confusing the differential diagnosis of any acute illness (including COVID-19) by wrongly attributing any signs or symptoms to the adverse effects of the vaccine. In case of postponement due to acute illness, advise when the individual can be vaccinated and if possible, ensure another appointment is arranged.</p> <p>For individuals who have had a previous systemic allergic reaction (including immediate-onset anaphylaxis) to a previous dose of COVID-19 vaccine, or any component of the vaccine, advice should be sought from an allergy specialist. Any subsequent dose should be provided by an appropriate prescriber, under a PSD.</p> <p>Individuals who have experienced myocarditis or pericarditis following COVID-19 vaccination should be assessed by an appropriate clinician to determine whether it is likely to be vaccine-related. As the mechanism of action and risk of recurrence of myocarditis and pericarditis are being investigated, the current advice is that an individual's subsequent doses should be deferred pending further investigation. Following investigation, any subsequent dose should be provided by an appropriate prescriber or on a patient-specific basis, under a PSD (see the COVID-19 chapter of the Green Book for further details).</p> <p>Individuals who have never received a dose of COVID-19 vaccine and do not meet criteria for inclusion, or who were previously eligible for a dose during previous COVID-19 programmes, but not the present one, should be reassured (or their parent or carer) that the evidence does not currently support a need to vaccinate them. If new evidence means that they are considered to be at high risk of COVID-19 during a future vaccination programme, they will then be invited for vaccination.</p> <p>When the seasonal vaccination programme has ended, individuals with</p>

COVID-19 Spring 2026 Vaccine Group Direction (VGD)

<p>Action to be taken if the individual is excluded</p> <p>(Step 1) (continued)</p>	<p>severe immunosuppression (as defined in Boxes 1 and 2 of the COVID-19 chapter of the Green Book) can be considered for vaccination outside of seasonal programme periods, in accordance with the Green Book. A decision to proceed would be subject to individual clinical decision and therefore a PSD should be used to administer the vaccine.</p> <p>If COVID-19 vaccine has been given in the preceding 3 months, advise the individual to return when they are next invited forward for vaccination, which may coincide with the next seasonal COVID-19 programme.</p> <p>Document the reason for exclusion and any action taken.</p>
<p>Action to be taken if the individual or carer declines treatment</p> <p>(Step 1)</p>	<p>Informed consent, from the individual or a person legally able to act on the person's behalf, must be obtained for each administration and recorded appropriately. In the case of individuals under 16 years, consent of someone with parental responsibility should be sought, unless the individual is assessed as being Gillick competent. For further information on consent, see Chapter 2 of the Green Book.</p> <p>Advise the individual, parent or carer about the protective effects of the vaccine, the risks of infection and potential complications if not immunised.</p> <p>Document advice given and the decision reached.</p> <p>Inform or refer to the GP or a prescriber as appropriate.</p>
<p>Arrangements for referral for medical advice</p> <p>(Step 1)</p>	<p>As per local policy.</p>

COVID-19 Spring 2026 Vaccine Group Direction (VGD)

5. Description of treatment

Name, strength and formulation of drug (Step 1)	Comirnaty® LP.8.1 (10 micrograms/dose) dispersion for injection COVID-19 mRNA vaccine (nucleoside modified). Each vial contains a single dose of 0.3ml. One dose (0.3ml) contains 10 micrograms of mRNA encoding LP.8.1.
	Comirnaty® LP.8.1 (30 micrograms/dose) dispersion for injection COVID-19 mRNA vaccine (nucleoside modified). Each pre-filled syringe contains a single dose of 0.3ml. One dose (0.3ml) contains 30 micrograms of mRNA encoding LP.8.1.
	Nuvaxovid® JN.1 dispersion for injection Each pre-filled syringe contains a single dose of 0.5ml. One dose (0.5ml) contains 5 micrograms of Omicron JN.1.
	Spikevax® LP.8.1 (0.1mg/ml) dispersion for injection Each multidose vial contains 5 doses of 0.5ml. One dose (0.5ml) contains 50 micrograms of mRNA-1273.251 encoding the viral spike protein of SARS-Cov2 (LP.8.1).
Legal category (Step 1)	Prescription only medicine (POM)
Black triangle▼ (Step 1)	Yes –all of the above COVID-19 vaccines in use for Spring 2026 are black triangle products. As new vaccine products, the Medicines and Healthcare products Regulatory Agency (MHRA) has a specific interest in the reporting of adverse drug reactions for these products.

COVID-19 Spring 2026 Vaccine Group Direction (VGD)

<p>Off-label use (Step 1)</p>	<p>Allergy</p> <p>The SPCs for all strengths of Comirnaty® COVID-19 mRNA vaccines and Nuvaxovid® recommend close observation for at least 15 minutes following vaccination. Following careful review of the safety data by the MHRA and advice from the Commission on Human Medicines, the 15 minute observation requirement has since been suspended for individuals who have no history of allergy, following vaccination with all COVID-19 vaccines. Individuals (or their parent or carer) should be counselled in line with the relevant points from the advice and follow-up treatment section.</p> <p>The MHRA will continue to closely monitor anaphylaxis post-COVID-19 vaccination; reporting of adverse events via the Yellow Card reporting scheme is strongly encouraged.</p> <p>Storage</p> <p>Vaccines should be stored according to the conditions detailed in the storage section below. However, in the event of an inadvertent or unavoidable deviation of these conditions, refer to Vaccine Incident Guidance. Where vaccines are assessed in accordance with these guidelines as appropriate for continued use, this would constitute off-label administration under this PGD.</p> <p>Where a vaccine is recommended off-label, as part of the consent process consider informing the individual, parent or carer the vaccine is being offered in accordance with national guidance but outside of product licence.</p>
<p>Drug interactions (Step 1)</p>	<p>The immunological response may be diminished in those receiving immunosuppressive treatment, but it is important to still immunise this group. Vaccination is recommended even if the antibody response may be limited.</p> <p>Although no data for co-administration of COVID-19 vaccine with other vaccines exist, in the absence of such data, first principles would suggest that interference between inactivated vaccines with different antigenic content is likely to be limited. Based on experience with other vaccines, any potential interference is most likely to result in a slightly attenuated immune response to one of the vaccines. There is no evidence of any safety concerns, although it may make the attribution of any adverse events more difficult.</p> <p>Similar considerations apply to co-administration of inactivated (or non-replicating) COVID-19 vaccines with live vaccines such as MMR. In particular, live vaccines which replicate in the mucosa, such as live attenuated influenza vaccine (LAIV) are unlikely to be seriously affected by concomitant COVID-19 vaccination.</p> <p>For further information about co-administration with other vaccines, see additional information section.</p> <p>A detailed list of drug interactions associated with each vaccine is available from the product's SPC.</p>
<p>Identification and management of adverse reactions (Step 1)</p> <p>(continued over page)</p>	<p>The most frequent adverse reactions are injection-site pain, fatigue, headache, injection-site redness and swelling, fever, myalgia and chills.</p> <p>Diarrhoea is commonly reported with Spikevax® LP.8.1 and very commonly reported with Comirnaty® LP.8.1.</p> <p>Nausea and vomiting are very commonly reported after Nuvaxovid®, particularly after second doses.</p> <p>Lymphadenopathy is very commonly reported with Spikevax® LP.8.1 and commonly reported after Comirnaty® LP.8.1 (both strengths).</p> <p>Very rare cases of myocarditis and pericarditis have been observed following COVID-19 vaccination (including with Nuvaxovid®). The reported rate is highest in</p>

COVID-19 Spring 2026 Vaccine Group Direction (VGD)

<p>Identification and management of adverse reactions</p> <p>(Step 1)</p> <p>(continued)</p>	<p>individuals under 25 years and in males, usually within a few days following vaccination, after a second dose. Most cases are mild and self-limiting. The MHRA has advised the benefits from vaccination outweigh any risk in most individuals.</p> <p>Healthcare professionals should be alert to the signs and symptoms of myocarditis and pericarditis. Individuals, parents and carers should be instructed to seek immediate medical attention if they develop symptoms indicative of myocarditis or pericarditis such as acute and persisting chest pain, shortness of breath, or palpitations following vaccination. Healthcare professionals should consult guidance and/or specialists to diagnose and treat this condition.</p> <p>Heavy menstrual bleeding has been reported after vaccination with mRNA vaccines. In most cases, this is self-limiting.</p> <p>Individuals, parents and carers should be provided with the advice within the leaflet what to expect after your child's COVID-19 vaccination or what to expect after your COVID-19 vaccination as applicable, which covers the reporting of adverse reactions and their management, such as with analgesics.</p> <p>A detailed list of adverse reactions across all age groups is available in the product's SPC.</p>
<p>Reporting procedure of adverse reactions</p> <p>(Step 1)</p>	<p>The MHRA has a specific interest in the reporting of all adverse drug reactions for new COVID-19 vaccines. Healthcare professionals and individuals, parents and carers should report suspected adverse reactions to the MHRA using the Yellow Card reporting scheme or search for MHRA Yellow Card in the Google Play or Apple App Store.</p> <p>Any adverse reaction to a vaccine should also be documented in the individual's record and the individual's GP should be informed.</p> <p>Chapter 8 and the COVID-19 chapter of the Green Book provide further details regarding the clinical features of reactions to be reported as anaphylaxis. Allergic reactions that do not include the clinical features of anaphylaxis should be reported as an allergic reaction.</p>
<p>Advice and follow up treatment</p> <p>(Step 1)</p> <p>(continued over page)</p>	<p>Inform the individual, parent or carer of possible side effects and their management.</p> <p>The 15 minute observation following vaccination with COVID-19 vaccines has been suspended for individuals without a history of allergy (see off-label use section).</p> <p>Following COVID-19 vaccine administration, individuals without a history of allergy should be:</p> <ul style="list-style-type: none"> • observed for any immediate reactions whilst they are receiving any verbal post vaccination information and exiting the premises • informed about the signs and symptoms of anaphylaxis and how to access immediate healthcare advice in the event of displaying any symptoms (see the leaflet what to expect after your child's COVID-19 vaccination, or what to expect after your COVID-19 vaccination as applicable) • where applicable, advised not to drive for 15 minutes after vaccination, as fainting can occur following vaccination <p>In some settings, for example domiciliary vaccination, this may require a responsible adult to be present for at least 15 minutes after vaccination.</p> <p>Individuals with a personal history of allergy should be managed in line with the COVID-19 chapter of the Green Book, Table 5. No specific management is required for individuals with a family history of allergies.</p> <p>The individual, parent or carer should be advised to seek appropriate advice from a healthcare professional in the event of an adverse reaction. Seek immediate medical attention, should the vaccinated individual experience new onset of chest pain,</p>

COVID-19 Spring 2026 Vaccine Group Direction (VGD)

<p>Advice and follow up treatment</p> <p>(Step 1)</p> <p>(continued)</p>	<p>shortness of breath, palpitations or arrhythmias.</p> <p>Advise the individual, parent or carer they can report side effects directly via the national reporting system run by the MHRA known as the Yellow Card reporting scheme, or by searching for MHRA Yellow Card in the Google Play or Apple App Store. By reporting side effects, they can help provide more information on the safety of medicines.</p> <p>As with all vaccines, immunisation may not result in protection in all individuals. The individual, parent or carer should be advised that immunosuppressed individuals may not make a full immune response to the vaccine.</p> <p>When applicable, advise the individual, parent or carer when to return for vaccination or when a subsequent dose is due.</p>
<p>Special considerations and additional information</p> <p>(Step 1)</p> <p>(continued over page)</p>	<p>Ensure there is immediate access to an anaphylaxis pack including adrenaline (epinephrine) 1 in 1,000 injection and easy access to a telephone at the time of vaccination.</p> <p>Nuvaxovid® JN.1 is suitable for use in eligible individuals from 12 years of age, in accordance with the product SPC and the COVID-19 chapter of the Green Book. It is recommended for use in this VGD for eligible individuals from 18 years of age, in line with the JCVI advice to only offer Comirnaty® vaccines to children (unless deemed clinically inappropriate following specialist review, see cautions).</p> <p>Co-administration with other vaccines</p> <p>Studies have shown that RSV and COVID-19 vaccines may be co-administered safely, with non-inferior immunogenicity and acceptable reactogenicity in both vaccines. Co-administration of inactivated shingles with COVID-19 showed an acceptable safety profile and a similar immunological response with no difference in severity, frequency or duration of adverse events when compared to sequential administration. Studies of co-administration of COVID-19 vaccines with inactivated influenza vaccines show acceptable immunogenicity and reactogenicity.</p> <p>Where individuals in an eligible cohort present having recently received one or more inactivated or live vaccines, COVID-19 vaccination should still be given. The same applies for most other live and inactivated vaccines where COVID-19 vaccination has been received first or where an individual presents requiring 2 or more vaccines. It is generally better for vaccination to proceed to prevent any further delay in protection and avoid the risk of the individual not returning for a later appointment. This includes but is not limited to vaccines commonly administered around the same time or in the same settings. Examples include LAIV, HPV, influenza, MenACWY and Td-IPV vaccines in the school age programmes, influenza, RSV and pertussis vaccines in pregnancy and pneumococcal, shingles and RSV vaccines in those aged over 65 years.</p> <p>When administering at the same time as other vaccines, care should be taken to ensure that the appropriate route of injection is used for all the vaccinations. The vaccines should be given at separate sites, preferably into different limbs. If given into the same limb, they should be given at least 2.5cm apart. The site at which each vaccine was given should be noted in the individual's records.</p> <p>Where co-administration does occur, the individual, parent or carer should be informed about the likely timing of potential adverse events relating to each vaccine.</p> <p>Immunosuppressed</p> <p>The immunological response may be lower in immunocompromised individuals, but they should still be vaccinated.</p> <p>Individuals who had received brief immunosuppression (≥ 40mg prednisolone per day or equivalent for children) for an acute episode of asthma and individuals on</p>

COVID-19 Spring 2026 Vaccine Group Direction (VGD)

<p>Special considerations and additional information</p> <p>(Step 1)</p> <p>(continued)</p>	<p>replacement corticosteroids for adrenal insufficiency are not considered severely immunosuppressed sufficient to have prevented response to the primary vaccination.</p> <p>Individuals with severe immunosuppression</p> <p>Regardless of the time of year or previous vaccination history, additional doses of COVID-19 vaccine may be considered for individuals with severe immunosuppression (as defined by either Box 1 or Box 2: Criteria for additional doses of COVID-19 vaccine, the COVID-19 chapter of the Green Book, as applicable to the individual's age).</p> <p>The need for additional doses and the optimal dose intervals should be at the discretion of the individual's specialist. In such circumstances, the dose should be given under a PSD.</p> <p>More information on timing of additional doses may be found in the COVID-19 chapter of the Green Book.</p> <p>Due consideration must be given to the risk of delaying COVID-19 vaccination against that of delaying treatment.</p> <p>Individuals who have received a bone marrow transplant after vaccination should be considered for a re-immunisation programme for all routine vaccinations and for COVID-19 (see Chapter 7 of the Green Book). Revaccination with COVID-19 vaccine is not covered by this PGD and should be provided on a patient-specific basis, such as via a PSD.</p> <p>Whilst JCVI do not express a preference for a specific COVID-19 vaccine in the adult population, Comirnaty[®] vaccines are advised for children and young people with severe immunosuppression.</p> <p>Pregnancy</p> <p>There is no known risk associated with being given a non-live vaccine during pregnancy when indicated (see criteria for inclusion and the COVID-19 chapter of the Green Book).</p> <p>Breastfeeding</p> <p>There is no known risk associated with being given a non-live vaccine whilst breastfeeding. JCVI advises that eligible breastfeeding women may be offered any suitable COVID-19 vaccine. Emerging safety data is reassuring; mRNA was not detected in the breast milk of recently vaccinated women and protective antibodies have been detected in breast milk. The developmental and health benefits of breastfeeding are clear and should be discussed with the woman, along with her clinical need for immunisation against COVID-19.</p>
<p>Route and method of administration</p> <p>(Step 2, Step 3)</p> <p>(continued over page)</p>	<p>General principles</p> <p>Vaccines should be prepared in accordance with the manufacturer's recommendations (see the product's SPC) and standard operating procedures for the service.</p> <p>Vaccines should be inspected for foreign particulate matter and other variation of expected appearance not in line with the product SPC before preparation and administration. Should either occur, discard the vaccine in accordance with local procedures.</p> <p>Vaccines should not be mixed in the same syringe with any other vaccines or medicinal products</p> <p>Ensure vials (where applicable) are completely thawed prior to use.</p> <p>Unopened vials should be used or discarded by the post-thaw expiry date indicated on the outer packaging.</p>

COVID-19 Spring 2026 Vaccine Group Direction (VGD)

<p>Route and method of administration (Step 2, Step 3) (continued)</p>	<p>Individuals with bleeding disorders may be vaccinated intramuscularly if, in the opinion of a clinician familiar with the individual's bleeding risk, vaccines or similar small volume intramuscular injections can be administered with reasonable safety by this route. If the individual receives medication or other treatment to reduce bleeding, for example treatment for haemophilia, intramuscular vaccination can be scheduled shortly after such medication or treatment is administered. Individuals on stable anticoagulation therapy, including individuals on warfarin who are up to date with their scheduled INR testing and whose latest INR was below the upper threshold of their therapeutic range, can be vaccinated via the intramuscular route. If in any doubt, consult with the clinician responsible for prescribing or monitoring the individual's anticoagulant therapy. A fine needle (23 gauge or 25 gauge) should be used for the vaccination, followed by firm pressure applied to the site (without rubbing) for at least 2 minutes. The individual, parent or carer should be informed about the risk of haematoma from the injection.</p>												
<p>(continued over page)</p>	<p>Handling of vials</p> <p>Comirnaty® LP.8.1 (10 micrograms/ dose) and Spikevax® LP.8.1 (50 micrograms/ dose) vials</p> <p>Verify that the vial has the correct coloured plastic cap and the label matches the intended vaccine to be administered.</p> <p>Table 1: Summary of vaccine appearance and preparation for Comirnaty® LP.8.1 and Spikevax® LP.8.1 (50 micrograms/dose) vials</p> <table border="1" style="width: 100%; border-collapse: collapse; text-align: center;"> <thead> <tr> <th style="width: 25%;">Vaccine</th> <th style="width: 15%;">Vial cap colour</th> <th style="width: 35%;">Vaccine appearance</th> <th style="width: 25%;">Vial preparation</th> </tr> </thead> <tbody> <tr> <td style="text-align: left;">Comirnaty® LP.8.1 (10 micrograms/dose)</td> <td style="text-align: center;">Blue</td> <td style="text-align: left;">White to off-white opaque amorphous particles, changing to a clear to opalescent, particle-free dispersion after mixing</td> <td style="text-align: left;">Gently invert the vial 10 times prior to administration</td> </tr> <tr> <td style="text-align: left;">Spikevax® LP.8.1 (50 micrograms/dose)</td> <td style="text-align: center;">Blue</td> <td style="text-align: left;">White to off-white dispersion which may contain white or translucent product-related particulates</td> <td style="text-align: left;">Gently swirl the vial after thawing and before withdrawing each dose</td> </tr> </tbody> </table> <p>Do not shake or dilute the vial contents. Thawed vials may be handled in room light conditions.</p> <p>The vial should be marked with the appropriate expiry date and time, once punctured. From a microbiological point of view, the product should be used as soon as practicably possible once opened.</p> <p>Immediately prior to administration, recheck the product name, batch number, dose volume and post-thaw expiry date, including the expiry date and time of the thawed, punctured vial.</p> <p>Administer 0.3ml or 0.5ml of COVID-19 vaccine (as outlined in Table 2) by intramuscular injection only, preferably into the deltoid muscle of the upper arm.</p> <p>To extract the anticipated number of doses from a multidose vial, low dead-volume syringes and/or needles should be used, with a combined dead volume of no more than 35 microlitres.</p> <p>An additional overfill is included in each Spikevax® vial to ensure that 5 doses of 0.5ml can be given. It is advised that the stopper of the Spikevax® vial is pierced at a different site each time a dose is withdrawn.</p> <p>Care should be taken to ensure a full 0.3ml or 0.5ml dose is given. Each dose must</p>	Vaccine	Vial cap colour	Vaccine appearance	Vial preparation	Comirnaty® LP.8.1 (10 micrograms/dose)	Blue	White to off-white opaque amorphous particles, changing to a clear to opalescent, particle-free dispersion after mixing	Gently invert the vial 10 times prior to administration	Spikevax® LP.8.1 (50 micrograms/dose)	Blue	White to off-white dispersion which may contain white or translucent product-related particulates	Gently swirl the vial after thawing and before withdrawing each dose
Vaccine	Vial cap colour	Vaccine appearance	Vial preparation										
Comirnaty® LP.8.1 (10 micrograms/dose)	Blue	White to off-white opaque amorphous particles, changing to a clear to opalescent, particle-free dispersion after mixing	Gently invert the vial 10 times prior to administration										
Spikevax® LP.8.1 (50 micrograms/dose)	Blue	White to off-white dispersion which may contain white or translucent product-related particulates	Gently swirl the vial after thawing and before withdrawing each dose										

COVID-19 Spring 2026 Vaccine Group Direction (VGD)

<p>Route and method of administration (Step 2, Step 3) (continued)</p>	<p>contain the correct volume of vaccine. If a full dose cannot be extracted from the remaining amount in the vial, discard the vial and any excess volume. Do not pool excess vaccine from multiple vials.</p> <p>Handling pre-filled syringes</p> <p>Comirnaty® LP.8.1 30 micrograms/ dose dispersion for injection in a pre-filled syringe</p> <p>The dispersion is white to off-white in appearance.</p> <p>Do not dilute prior to use. Do not mix the vaccine in the same syringe with any other vaccines or other medicinal products.</p> <p>Do not shake the prefilled syringe.</p> <p>Nuvaxovid® JN.1 dispersion for injection in a pre-filled syringe</p> <p>The vaccine comes ready to use and is for single use only.</p> <p>The dispersion is colourless to slightly yellow and clear to mildly opalescent in appearance, free from visible particles. Do not shake the prefilled syringe.</p>														
<p>Dose and frequency of administration (Step 3)</p>	<p>Vaccination should be offered to individuals eligible for the current programme, in accordance with the recommendations from the JCVI and in the COVID-19 chapter of the Green Book, at a minimum interval of 3 months from the previous dose of COVID-19 vaccine.</p> <p>In line with the COVID-19 chapter of the Green Book, there is no requirement to administer the same vaccine brand as previously administered.</p> <p>JCVI do not have a preference for a specific COVID-19 vaccine in the adult programme. Children and young people with severe immunosuppression should be offered a Comirnaty® vaccine at a dose appropriate to their age.</p> <p>Table 2: Age-specific recommendations on vaccine type and dose regimes</p> <table border="1" data-bbox="357 1200 1465 1592"> <thead> <tr> <th>Age</th> <th>Recommended COVID-19 vaccine(s)⁴</th> <th>Dose</th> </tr> </thead> <tbody> <tr> <td>5 to 11 years old</td> <td>Comirnaty® LP.8.1 (10 micrograms/dose)</td> <td>0.3ml</td> </tr> <tr> <td>12 to 17 years old</td> <td>Comirnaty® LP.8.1 (30 micrograms/dose)</td> <td>0.3ml</td> </tr> <tr> <td rowspan="2">18 years and over</td> <td>Spikevax® LP.8.1 (50 micrograms/dose)</td> <td>0.5ml</td> </tr> <tr> <td>Nuvaxovid® JN.1 (5 micrograms/dose)</td> <td>0.5ml</td> </tr> </tbody> </table> <p>Note: use of alternative variant vaccines such as KP.2 are not covered by this VGD.</p> <p>Nuvaxovid® JN.1 may be offered to any eligible individual over the age of 18 years. If being offered to an individual who is allergic to mRNA vaccines, this should be done under specialist supervision, as advised in the cautions section. This VGD cannot be used for this purpose.</p>	Age	Recommended COVID-19 vaccine(s) ⁴	Dose	5 to 11 years old	Comirnaty® LP.8.1 (10 micrograms/dose)	0.3ml	12 to 17 years old	Comirnaty® LP.8.1 (30 micrograms/dose)	0.3ml	18 years and over	Spikevax® LP.8.1 (50 micrograms/dose)	0.5ml	Nuvaxovid® JN.1 (5 micrograms/dose)	0.5ml
Age	Recommended COVID-19 vaccine(s) ⁴	Dose													
5 to 11 years old	Comirnaty® LP.8.1 (10 micrograms/dose)	0.3ml													
12 to 17 years old	Comirnaty® LP.8.1 (30 micrograms/dose)	0.3ml													
18 years and over	Spikevax® LP.8.1 (50 micrograms/dose)	0.5ml													
	Nuvaxovid® JN.1 (5 micrograms/dose)	0.5ml													

⁴ As outlined in the Green Book, vaccines that target the latest variant are preferable. However, an available, authorised and age-appropriate vaccine should be offered without delay, in preference to a substantial delay to vaccination with a slightly better matched vaccine.

COVID-19 Spring 2026 Vaccine Group Direction (VGD)

Duration of treatment (Step 3)	See dose and frequency of administration above.																		
Quantity to be supplied and administered (Step 3)	A single dose, as outlined for the individual's age in Table 2 .																		
Supplies (Step 2, Step 3)	<p>Providers will receive COVID-19 vaccines via the national appointed supply route for delivery of NHS-commissioned services.</p> <p>Standard operating procedures should be followed for appropriate supply, storage, handling, preparation, administration and waste minimisation of COVID-19 vaccines, which ensure use is in accordance with the product's SPC and official national recommendations. Further information is also available in the Green Book Chapter 3.</p>																		
Storage (Step 2, Step 3)	<p>Table 3: Summary of vaccine handling and storage (thawed vial product)</p> <table border="1" style="width: 100%; border-collapse: collapse;"> <thead> <tr> <th rowspan="2">Vaccine product</th> <th rowspan="2">Transportation time</th> <th colspan="3">Product shelf life</th> </tr> <tr> <th>Thawed vial (unopened)</th> <th>Punctured vial</th> <th>Temperature deviations</th> </tr> </thead> <tbody> <tr> <td>Comirnaty® LP.8.1 (10 micrograms/dose)</td> <td>Up to 10 weeks at 2°C to 8°C (within the 18 month shelf life) Punctured vial: up to 6 hours at 2°C to 30°C</td> <td>10 weeks at 2°C to 8°C and 12 hours at 8°C to 30°C</td> <td>Up to 12 hours at 2°C to 30°C</td> <td>Up to 24 hours at 8°C to 30°C (includes up to 12 hours following first puncture)</td> </tr> <tr> <td>Spikevax LP.8.1 (50 micrograms/dose)</td> <td>Up to 36 hours at 2°C to 8°C (up to 30 hours by road and up to 6 hours by air) within the 14 or 30 day thawed shelf life</td> <td>14 days or 30 days* at 2°C to 8°C as indicated on outer packaging</td> <td>Up to 6 hours at 2°C to 25°C</td> <td>Up to 24 hours at 8°C to 25°C</td> </tr> </tbody> </table>	Vaccine product	Transportation time	Product shelf life			Thawed vial (unopened)	Punctured vial	Temperature deviations	Comirnaty® LP.8.1 (10 micrograms/dose)	Up to 10 weeks at 2°C to 8°C (within the 18 month shelf life) Punctured vial: up to 6 hours at 2°C to 30°C	10 weeks at 2°C to 8°C and 12 hours at 8°C to 30°C	Up to 12 hours at 2°C to 30°C	Up to 24 hours at 8°C to 30°C (includes up to 12 hours following first puncture)	Spikevax LP.8.1 (50 micrograms/dose)	Up to 36 hours at 2°C to 8°C (up to 30 hours by road and up to 6 hours by air) within the 14 or 30 day thawed shelf life	14 days or 30 days* at 2°C to 8°C as indicated on outer packaging	Up to 6 hours at 2°C to 25°C	Up to 24 hours at 8°C to 25°C
	Vaccine product			Transportation time	Product shelf life														
Thawed vial (unopened)		Punctured vial	Temperature deviations																
Comirnaty® LP.8.1 (10 micrograms/dose)	Up to 10 weeks at 2°C to 8°C (within the 18 month shelf life) Punctured vial: up to 6 hours at 2°C to 30°C	10 weeks at 2°C to 8°C and 12 hours at 8°C to 30°C	Up to 12 hours at 2°C to 30°C	Up to 24 hours at 8°C to 30°C (includes up to 12 hours following first puncture)															
Spikevax LP.8.1 (50 micrograms/dose)	Up to 36 hours at 2°C to 8°C (up to 30 hours by road and up to 6 hours by air) within the 14 or 30 day thawed shelf life	14 days or 30 days* at 2°C to 8°C as indicated on outer packaging	Up to 6 hours at 2°C to 25°C	Up to 24 hours at 8°C to 25°C															
(continued over page)	<p>*Unopened Spikevax® vials stored for 12 months at -50°C to -15°C must be used within a maximum of 14 days. When stored for 9 months at the same temperature, the thawed vial may be stored refrigerated at 2°C to 8°C for a maximum of 30 days. The total storage time will not exceed 12 months.</p> <p>Comirnaty® LP.8.1 (10 micrograms/dose) COVID-19 mRNA vial</p> <p>Thawed vial</p> <p>Up to 10 weeks storage and transportation at 2°C to 8°C within the overall product shelf life. Thawed vaccines must not be re-frozen. Store in original packaging to protect from light if not in use. During storage, minimise exposure to room light and avoid exposure to direct sunlight and ultraviolet light.</p> <p>Except where a shelf-life extension applies, the 10 week post thaw shelf life should not exceed the printed manufacturer's expiry date (EXP) on the outer carton.</p>																		

COVID-19 Spring 2026 Vaccine Group Direction (VGD)

<p>Storage</p> <p>(Step 2, Step 3) (continued)</p>	<p>Prior to use, the unopened vials can be stored for up to 12 hours at temperatures between 8°C and 30°C.</p> <p>Thawed vials can be handled in room light conditions.</p> <p>Punctured vial</p> <p>Chemical and physical in-use stability has been demonstrated for 12 hours at 2°C to 30°C, which includes up to 6 hours transportation time. From a microbiological point of view, unless the method of opening precludes the risk of microbial contamination, the product should be used as soon as practicably possible. Otherwise, in-use storage times and conditions are the responsibility of the user.</p>
	<p>Spikevax® LP.8.1 (50 micrograms/ dose) COVID-19 mRNA vial</p> <p>Thawed vial</p> <p>When stored for 12 months at -50°C to -15°C, once thawed and stored at 2°C to 8°C and protected from light, the unopened vial has a maximum of 14 days shelf life. This increases to a maximum of 30 days when the vials are removed from the freezer within 9 months. Thawed vials should not be refrozen. The unopened vaccine may be stored at 8°C to 25°C up to 24 hours after removal from refrigerated conditions.</p> <p>Available data support transportation of one or more thawed vials in liquid state for up to 36 hours (maximum of 30 hours by road and up to 6 hours by air) at 2°C to 8°C (within the 30 days or 14 days shelf life, respectively, at 2°C to 8°C). Once thawed and transported in liquid state at 2°C to 8°C, vials should not be refrozen and should be stored at 2°C to 8°C until use.</p> <p>Punctured vial</p> <p>Chemical and physical in-use stability has been demonstrated for 6 hours at 2°C to 25°C after initial puncture (within the allowed use period of 30 days at 2°C to 8°C and 24 hours at 8°C to 25°C).</p> <p>From a microbiological point of view, the product should be used immediately. If the vaccine is not used immediately, in-use storage times and conditions are the responsibility of the user.</p>
	<p>General advice (including Comirnaty® LP.8.1 (30 micrograms/ dose) and Nuvaxovid® JN.1 prefilled syringes)</p> <p>Store between +2°C to +8°C.</p> <p>Store in original packaging to protect from light. Do not freeze.</p> <p>Comirnaty® LP.8.1 prefilled syringes may be stored for up to 12 hours at temperatures between 8°C and 30°C.</p> <p>Immediately prior to use, remove Nuvaxovid® prefilled syringes from the carton in the refrigerator.</p> <p>Manufacturer storage details relate to storage requirements and available stability data at the time of product authorisation. Refer to standard operating procedures for the service and the most up to date manufacturer's recommendations in the product's SPC. The product's SPC also contains further information on stability to guide healthcare professionals only in case of temporary temperature excursion.</p> <p>In the event of an inadvertent or unavoidable deviation of these conditions, vaccines that have been stored outside the conditions stated above should be quarantined and risk assessed on a case-by-case basis for suitability of continued off-label use or appropriate disposal. Refer to Vaccine Incident Guidance.</p> <p>Contact the vaccine manufacturer where more specific advice is required about managing a temperature excursion.</p>

COVID-19 Spring 2026 Vaccine Group Direction (VGD)

<p>Disposal (Step 2, Step 3)</p>	<p>Follow local clinical waste policy and NHS standard operating procedures to ensure safe and secure waste disposal.</p> <p>Equipment used for immunisation, including used vials, ampoules, or discharged vaccines in a syringe or applicator, should be disposed of safely in a UN-approved puncture-resistant sharps box, according to local waste disposal arrangements and NHS England guidance (HTM 07-01: safe and sustainable management of healthcare waste).</p>
<p>Written information to be given to individual (parent) or carer (Step 3)</p>	<p>Ensure the individual, parent or carer has been provided with appropriate written information such as the:</p> <ul style="list-style-type: none"> • patient information leaflet (PIL) for the administered COVID-19 mRNA vaccine as appropriate: <ul style="list-style-type: none"> Comirnaty® LP.8.1 (10 micrograms/dose) Comirnaty® LP.8.1 (30 micrograms/dose) Spikevax® LP.8.1 (50 micrograms/dose) Nuvaxovid® JN.1 (5 micrograms/dose) • a guide for parents of children 6 months to 11 years of age at high risk • COVID-19 vaccination - easy read guide • COVID-19 vaccination – guide for people with a weakened immune system • what to expect after your child's COVID-19 vaccination • what to expect after your COVID-19 vaccination <p>For resources in accessible formats and alternative languages, please visit Find public health resources. Where applicable, inform the individual, parent or carer that large print, Braille or audio CD PILs may be available from emc accessibility by providing the medicine name and product code number, as listed on the eMC.</p>
<p>Records (Step 4)</p> <p>(continued over page)</p>	<p>The practitioner must ensure the following is recorded:</p> <ul style="list-style-type: none"> • where different practitioners carried out steps 1, 2, 3 and/or 4, their names and the step(s) of the vaccination process they carried out. These practitioners must be named in section 7 of this VGD. • that valid informed consent was given or a decision to vaccinate was made in the individual's best interests in accordance with the Mental Capacity Act 2005 • name of individual, address, date of birth and GP with whom the individual is registered (or record where an individual is not registered with a GP) • name of immuniser • name and brand of vaccine • date of administration • dose, form and route of administration of vaccine • quantity administered • batch number and expiry date • anatomical site of vaccination • advice given, including advice given if the individual is excluded or the individual, (or parent or carer) declines immunisation • details of any adverse drug reactions and actions taken • supplied via VGD <p>Records should be signed and dated (or password-controlled on e-records).</p> <p>All records should be clear, legible and contemporaneous.</p> <p>It is important that vaccinations are recorded in a timely manner on appropriate health care records for the individual. Systems should be in place to ensure this information is returned to the individual's general practice record in a timely manner to allow clinical follow up and to avoid duplicate vaccination.</p>

COVID-19 Spring 2026 Vaccine Group Direction (VGD)

Records (Step 4) (continued)	VGDs (and PGDs) should be audited as part of an organisation's medicines audit programme. An audit tool is available from NHS Specialist Pharmacy Services (SPS).
--	---

COVID-19 Spring 2026 Vaccine Group Direction (VGD)

6. Key references

Key references	<p>COVID-19 vaccines</p> <ul style="list-style-type: none">• Immunisation Against Infectious Disease: The Green Book, COVID-19 chapter• Summary of Product Characteristics for Comirnaty® LP.8.1 (10 micrograms/dose) COVID-19 mRNA vaccine, updated 18 August 2025 https://www.medicines.org.uk/emc/product/101151/smcp• Summary of Product Characteristics for Comirnaty® LP.8.1 (30 micrograms/dose) COVID-19 mRNA vaccine, updated 30 September 2025 https://www.medicines.org.uk/emc/product/101150/smcp• Summary of Product Characteristics for Nuvaxovid® JN.1 (5 micrograms/dose) COVID-19 vaccine, updated 5 November 2025 https://www.medicines.org.uk/emc/product/101554/smcp• Summary of Product Characteristics for Spikevax® LP.8.1 (0.1mg/ml) dispersion for injection, updated 18 February 2026 https://www.medicines.org.uk/emc/product/101925/smcp• JCVI statement on COVID-19 vaccination in 2025 and spring 2026, updated 14 November 2024• COVID-19 vaccination programme https://www.gov.uk/government/collections/covid-19-vaccination-programme• National minimum standards and core curriculum for vaccination training https://www.gov.uk/government/publications/national-minimum-standards-and-core-curriculum-for-immunisation-training-for-registered-healthcare-practitioners• National COVID-19 vaccination e-learning programme https://www.e-lfh.org.uk/programmes/covid-19-vaccination/• Vaccinator competency assessment tool https://assets.publishing.service.gov.uk/media/688a481f1affbf4bedb7b0f1/UKHSA_Appendix_A_Vaccinator_competency_assessment_tool_workbook.pdf• COVID-19 vaccination programme: information for healthcare practitioners https://www.gov.uk/government/publications/covid-19-vaccination-programme-guidance-for-healthcare-practitioners <p>General</p> <ul style="list-style-type: none">• Health Technical Memorandum 07-01: safe and sustainable management of healthcare waste. NHS England, updated 7 March 2023 https://www.england.nhs.uk/publication/management-and-disposal-of-healthcare-waste-hm-07-01/• Vaccine Incident Guidance: responding to errors in vaccine storage, handling and administration, updated 7 July 2022 https://www.gov.uk/government/publications/vaccine-incident-guidance-responding-to-vaccine-errors
-----------------------	--

COVID-19 Spring 2026 Vaccine Group Direction (VGD)

7. Practitioner authorisation sheet

COVID-19 vaccine VGD (5 years and over) v1.0

Valid from: 13 April 2026 Expiry: 30 June 2026

Before signing this VGD, check that the document has had the necessary authorisation in [section 2](#). Without this, this VGD is not lawfully valid.

Practitioner undertaking step 1 (and steps 2, 3 and 4 if not delegating these tasks)

By signing this VGD you are indicating that you agree to its contents and that you will work within it. Where you delegate administration or record keeping tasks, you are professionally accountable for ensuring the individual performing that task is competent to do so, **including supervising administration of the vaccine, at the time and location that vaccination is being undertaken.**

VGDs do not remove inherent professional obligations or accountability.

It is the responsibility of each professional to practise only within the bounds of their own competence and professional code of conduct.

I confirm that I have read and understood the content of this VGD and that I am willing and competent to work to it within my professional code of conduct.			
Name	Designation	Signature	Date

Practitioners undertaking steps 2, 3 and/or 4 only: vaccine preparation, administration and/or record keeping duties

Practitioners assisting with the vaccination process are reminded that they remain individually and professionally accountable for the tasks they undertake.

I confirm that I have read and understood the content of this VGD, I have received training appropriate to the step(s) I am conducting, I require supervision when conducting these duties and that I am willing and competent to work to it within my professional code of conduct where applicable.				
Name	Designation	Signature	Step(s) of the VGD covered (write as step 2,3,4 as applicable)	Date

COVID-19 Spring 2026 Vaccine Group Direction (VGD)

Clinical supervisor declaration (where applicable)

I confirm that the above named **practitioners undertaking steps 2, 3 and/or 4** have been assessed as competent to undertake the step(s) of vaccine administration for which they have declared their competency and have received appropriate supervision and training to undertake the step(s) of the VGD process as declared above.

Name	Designation	Signature	Date

Authorising manager

I confirm that the practitioners named above have declared themselves suitably trained and competent to work under this VGD. I give authorisation on behalf of **insert name of organisation** for the above named healthcare professionals who have signed this VGD to work under it.

Name	Designation	Signature	Date

Note to authorising manager

Score through unused rows in the list of practitioners to prevent practitioner additions post managerial authorisation.

This authorisation sheet should be retained to serve as a record of those practitioners authorised to work under this VGD.